

Garbage not collected by the Village Items for Recycle

Electrical Appliance Recycle:

Pay the Recycling Fee and use the following method for disposal.

Designated Items and Recycling Fee (tax excluded)



Television

Below 15-inch type



More than 16-inch type

¥1,200

¥2,200



Air-conditioner

¥900




Freezer Refrigerator

Below 170ℓ

More than 171ℓ

¥3,400

¥4,300



Washer-dryer

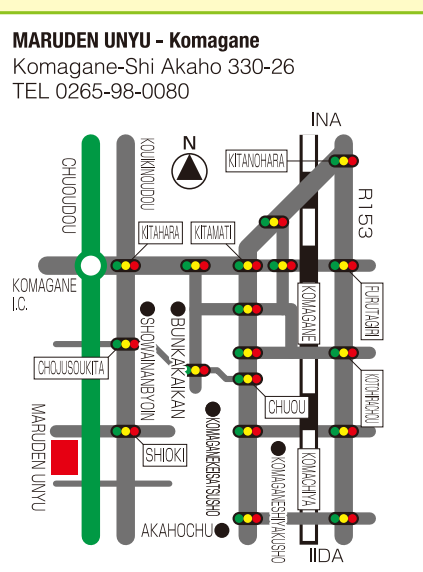
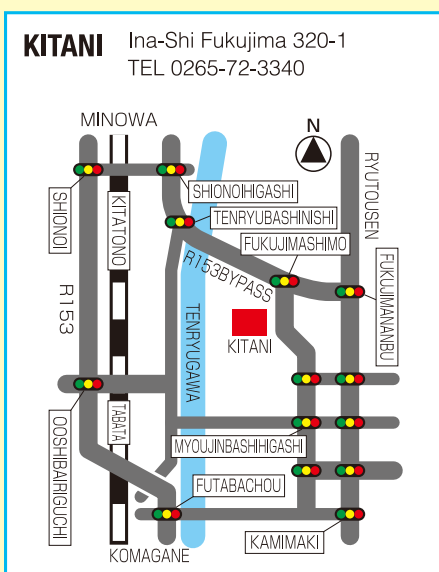
¥2,300

※ Some manufacturers have different payment rates.

Disposal Method:

After payment of the Recycling Fee, use one of the following 2 methods to dispose of the item.

- Return to the point of purchase or if purchasing a new product have the store take the old item.
- Take it directly to the designated pick up point (See below)



How to carry the item to the designated spot.

- Pay the recycling fees with the recycling ticket available at Post Office. Keep the receipt.
- Bring the receipt and the item to the designated spot.

*Ask each plant for available time and days.


If you can't carry the item by yourself, call private garbage-collecting services (with fees).

PC RECYCLE



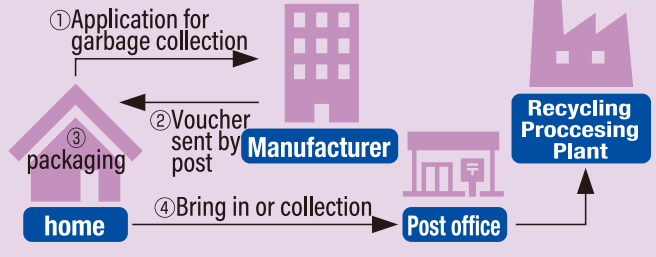
A personal computer produced after October 2003 with the PC recycle mark (left) is to be recycled free of charge.

Designated Items



Standard accessories (such as a mouse) that came with will be collected and recycled when the PC is disposed (instruction manuals, CD-ROM and other medias are not included)

RECYCLE METHOD (Items with PC mark)



As for the PC with no PC recycle mark, call us at 0265-72-2106.

- Apply to the manufacturer directly (if there is no manufacturer, contact the PC3R center)
- A special form will be sent directly from the manufacturer.
- Packaging (weight 30kg. LxHxW within 1.7m)
- Have it picked up from the door or send it from the Post Office.

For details, check below or the manufacturer's homepage.

PC3R center 03-5282-7685

URL <http://www.pc3r.jp>

The purchase of Designated Garbage bags.

Tickets necessary to purchase garbage bags.	Can be purchased without tickets.
Combustible Garbage (large) (medium) (small) 	Recyclable Plastic Garbage

There are two types of tickets. The stage one tickets are free and distributed annually to each household. The 2nd stage tickets are with fees. If no tickets are distributed to you, contact the Life & Environment Division of the village office.

Number of People / household	1	2	3	4	5	6	More than 7
Tickets	6	7	9	10	11	12	13

One ticket is exchanged into;

Combustible Garbage (large) ... 1 set

Combustible Garbage (medium) ... 1 set

Combustible Garbage (small) ... 2 sets

Non-Combustible Garbage ... 1 set

(1set = Ten bags.)

2nd Stage Tickets: If you have used up or lost your free tickets, you need to purchase additional tickets/1,500 yen per ticket.

Disposable Diapers

Families using disposable diapers for infants/elderly can get additional tickets free upon request if the first set of tickets run out. For requesting, bring the following to the village office: Official receipts (or any receipts if itemized) and your "Mother-Child Handbook" if taking care of infants.

2024~2025

GARBAGE COLLECTION CALENDAR

MINAMITONO
TABATA

Types of Garbage	Collection Days, Collection Times	Collection stations
Combustible Garbage	Every week Tuesday and Friday Between 6:30 am and 8:00 am	Designated Collection Station
Non-Combustible Garbage	1st & 3rd Wednesday, every month Between 6:30 am and 8:00 am	MINAMITONO LOCAL: MINAMITONO COMMUNITY CENTER TABATA LOCAL: TABATA KOUMINKAN AKANZAKA DOURO WAKI TABATA IZUMINOMORI SYUKAIJO
Cans, bottles, PET bottles, Recyclable Plastic	★For September, November, and February, NO COLLECTION of the items: Non-combustible garbage, cans, glass bottles, and plastic bottles. You can put out only the recyclable plastics for these months.	If your apartment building has a trash collection area for Non-Combustible Garbage, you can put out only your non-combustible garbage there. Cans, glass bottles, and recyclable plastics must be put out at one of the collection stations shown above.
Paper	2nd Monday every month Between 6:30 am and 8:00 am	
Recyclable Clothing		
Used household cooking oil	1st & 3rd Monday every month Between 6:30 am and 8:00 am	MINAMITONO LOCAL: MINAMITONO COMMUNITY CENTER TABATA LOCAL: TABATA KOUMINKAN
Fluorescent lights, Batteries, mercury	May 10, October 11 Between 6:30 am and 8:00 am	

Schedules may change by national holidays (See calendar on the right)

CALENDAR

Combustible Garbage Non-Combustible Garbage, Cans, bottles, PET bottles, Recyclable Plastic
Paper, Recyclable Clothing Fluorescent lights, Batteries, Mercury Used household cooking oil

2024/4 Sun Mon Tue Wed Thu Fri Sat 1 2 3 4 5 6 7 8 9 10 11 12 13 14 15 16 17 18 19 20 21 22 23 24 25 26 27 28 29 30	5 Sun Mon Tue Wed Thu Fri Sat 1 2 3 4 5 6 7 8 9 10 11 12 13 14 15 16 17 18 19 20 21 22 23 24 25 26 27 28 29 30 31	6 Sun Mon Tue Wed Thu Fri Sat 1 2 3 4 5 6 7 8 9 10 11 12 13 14 15 16 17 18 19 20 21 22 23 24 25 26 27 28 29 30	7 Sun Mon Tue Wed Thu Fri Sat 1 2 3 4 5 6 7 8 9 10 11 12 13 14 15 16 17 18 19 20 21 22 23 24 25 26 27 28 29 30 31
8 Sun Mon Tue Wed Thu Fri Sat 1 2 3 4 5 6 7 8 9 10 11 12 13 14 15 16 17 18 19 20 21 22 23 24 25 26 27 28 29 30 31	9 Sun Mon Tue Wed Thu Fri Sat 1 2 3 4 5 6 7 8 9 10 11 12 13 14 15 16 17 18 19 20 21 22 23 24 25 26 27 28 29 30	10 Sun Mon Tue Wed Thu Fri Sat 1 2 3 4 5 6 7 8 9 10 11 12 13 14 15 16 17 18 19 20 21 22 23 24 25 26 27 28 29 30 31	11 Sun Mon Tue Wed Thu Fri Sat 1 2 3 4 5 6 7 8 9 10 11 12 13 14 15 16 17 18 19 20 21 22 23 24 25 26 27 28 29 30
12 Sun Mon Tue Wed Thu Fri Sat 1 2 3 4 5 6 7 8 9 10 11 12 13 14 15 16 17 18 19 20 21 22 23 24 25 26 27 28 29 30 31	2025/1 Sun Mon Tue Wed Thu Fri Sat 1 2 3 4 5 6 7 8 9 10 11 12 13 14 15 16 17 18 19 20 21 22 23 24 25 26 27 28 29 30 31	2 Sun Mon Tue Wed Thu Fri Sat 1 2 3 4 5 6 7 8 9 10 11 12 13 14 15 16 17 18 19 20 21 22 23 24 25 26 27 28	3 Sun Mon Tue Wed Thu Fri Sat 1 2 3 4 5 6 7 8 9 10 11 12 13 14 15 16 17 18 19 20 21 22 23 24 25 26 27 28 29 30 31

Please take the following directly to the place indicated for disposal.

Basic fees: 400 yen up to 20 kg.
Excess charge: 200 yen every 10 kg.

Combustible



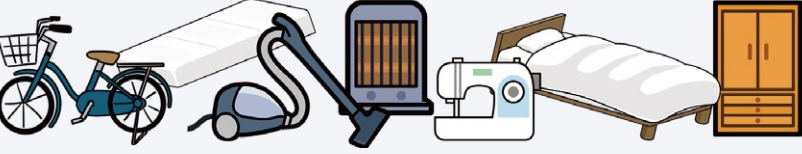
Tatami mats, Futons, Carpets, Pruned branches

Excessively large quantities of cardboard, newspapers, magazines will not be accepted

Kamiina Clean Center
Tel. 0265-98-8337

Acceptance Dates: Monday to Friday of every week between 8:30 am and 3:30 pm. Also on national holidays except when a public holiday falls on a Wednesday.
Days Closed: Saturday, Sundays, and from January 1 to 3, 2025

Non-Combustible (Bulky items)

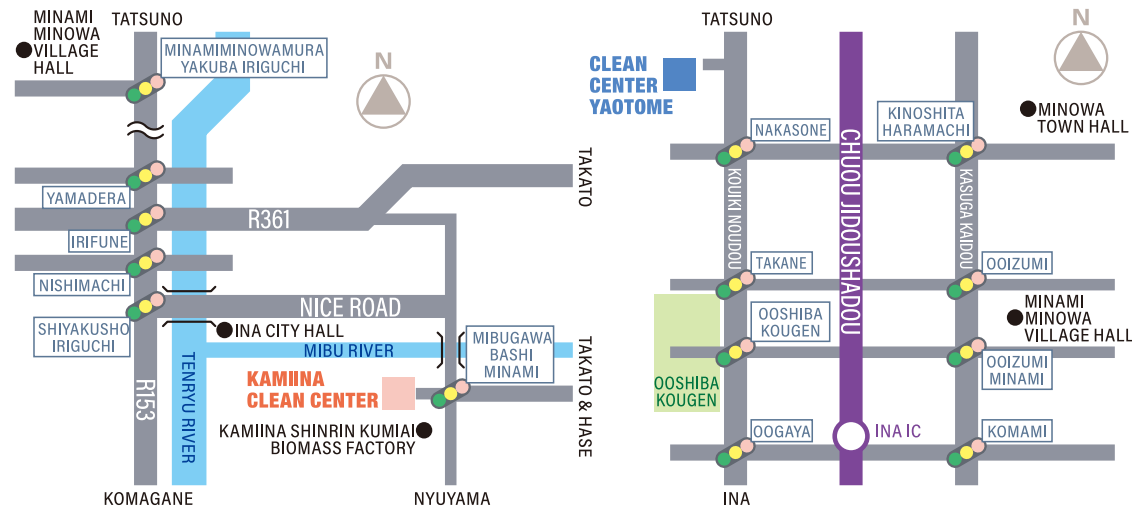


bed, mattress, sofa, cleaner, bicycle, stove, wardrobe, etc.

Remove the springs from spring-form mattresses.

Clean Center Yaotome (Minowa Town)
Tel. 0265-79-8773

Acceptance Dates: Monday to Friday of every week between 8:30 am and 3:30 pm. Also on national holidays except when a national holiday falls on a Wednesday.
Days closed: Saturdays, Sundays, and the following dates: Septembers1-30, November1-30, 2024, and January 1-3, February 1-28, 2025



How to bring in the trash to treatment plant.

- 1. Weigh your car at the entrance of the plant.
- 2. Unload your trash at the gate of the incinerator.
- 3. Weigh your car again at the entrance of the plant.

Information

- Trash in the designated bag is considered as "already-paid," so no further payment necessary.
- You can't bring in newspapers, magazines, or recyclable plastics.
- Perfectly-washed cans, bottles, and PET bottles are accepted by Clean Center Yaotome (Minowa town) free of charge.

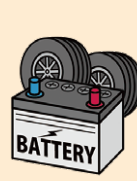
These items cannot be collected.
Contact the shops you made a purchase or waste-disposal service vendors to have them disposed.



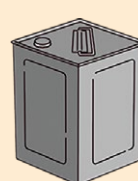
LP gas cylinder



Fire extinguisher



Batteries



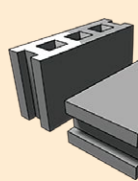
Tires



Inflammable wastes



paint



medical wastes



Construction wasting materials
Incinerated ash

Garbage collected by the Village

Types of Trash

Contents

Note

Tickets necessary to purchase garbage bags.
Combustible Garbage



- Remove the water from raw kitchen waste.
- Families using disposable diapers can contact the village office directly for more tickets.
- Remove all metal attachments. If not removable, put them in the Non-Combustibles.
- For a long and/or wide item, cut to less than 50 cm.

Tickets necessary to purchase garbage bags.
Non-Combustible Garbage




- Always punch a hole in aerosol or empty gas cans.
- Wrap in cloth cutleries and broken articles.
- Be sure to remove the batteries from small appliances.
- Only one blade at a time can be collected for a weed cutter.

Cans, Bottles, PET Bottles



- Remove vinyl labels. They are recyclable(Seals need not be removed).
- Remove the cap and other materials.
- Dispose of the glass bottles that cannot be cleaned as Non-Combustible Garbage.
- Exceptions: Beer bottles, 1.8L bottles: Return to the liquor store. Agricultural chemicals, poisonous substances: Return to the seller. Make-up bottles, glass, heat-resistant bottles, vases: Put in a Non-Combustible trash bag.

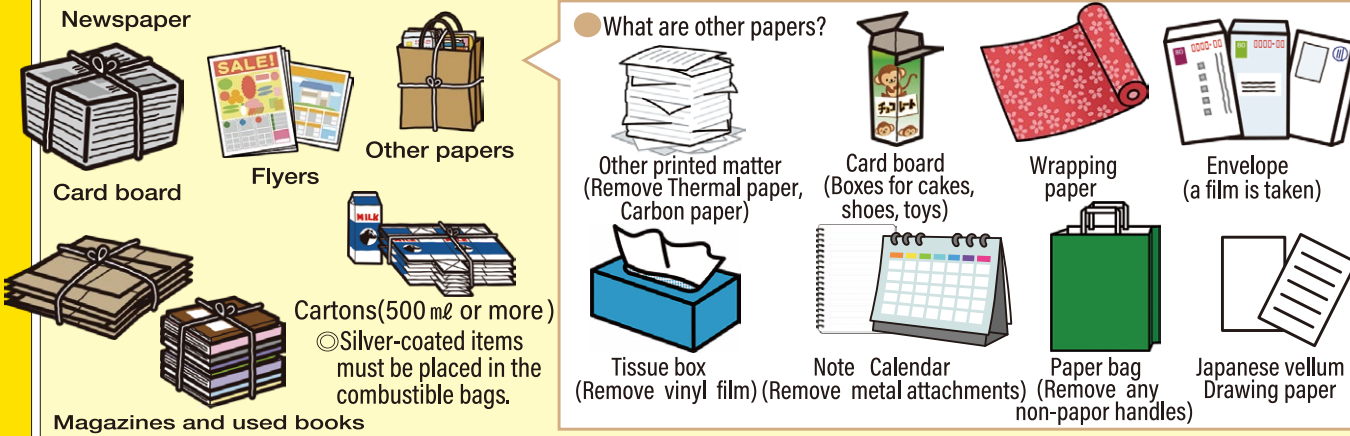
Recyclable Plastic



- White silk-cocoon shaped packing cushions go to the combustibles.
- Wash out the contents, dry, and put in the Recyclable Plastic. (A dirty item should be put in the Combustibles.)
- Put the following items in the Combustibles: rubber bands, slippers, toothbrushes, and plastic products like straws, spoons, clothing hangers, packing strings, and ground sheets.

Paper


Make separate bundles and tie each crosswise with a string.
(See the, pictures on the right.)



- Always fold the paper to be collected.
- Divide into separate bundles and tie crosswise securely with string.
- Food products, manufactured items and items that smell must be put into the Combustible bag.
- Remove all metal attachments.
- Make sure bundles don't fall apart when collected.
- Exceptions(Place in the combustible bags): Photo, Album (Put away metals in Non-combustibles), Wax-coated items (paper cups etc.), Vinyl-coated, aluminum-coated paper (pasteboard etc.), Carbon paper, Non-carbon Paper (copy paper), Thermal paper (Braille paper), Oil paper (Hamburger wrappers), Waterproofed, Japanese (washi) paper (Calligraphy, Paper Screen (shoji) paper), Aluminum, Silver, Gold paper (Gum wrappers), Paper with contents adhering (Detergent containers, Pizza boxes), Other (Wall paper, Fusuma Paper, Cloth backed paper, etc.).

Recyclable clothing

Put them into a plastic bag and tie it to close.

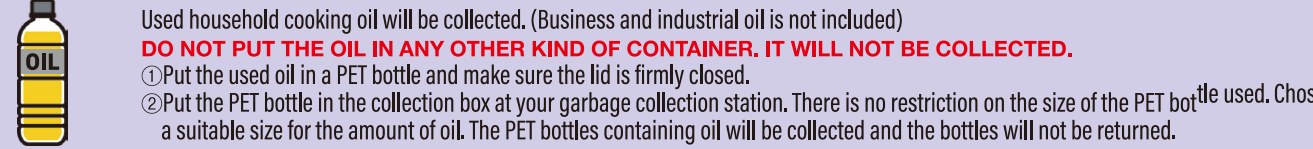


- Keep them dry, fold them up and put into plastic bags.
- Standard of the clothing's "Cleanliness": A clothing which you can keep it in your drawer would be clean enough.

Uncollectibles

- Damp clothing
- Thick clothing (Jackets and coats)
- School uniforms
- Stuffed toys/dolls
- Raincoats
- Heavily stained clothing
- Gloves
- Judo-wearers
- Bags
- Underpants
- Cushions
- Clothing with holes
- Mufflers
- Socks
- Brassieres
- Cuttings
- Skiwear
- Cotton stuffed clothing
- Working clothes
- Carpets and rugs
- Towels for for pets

Used household cooking oil



- Put in the Combustibles. (A long item should be cut to less than 50 cm.)
- Remove metals and put them in the Non-Combustibles.

- The following is NOT collected: Animal and machine oil, Lard and oil that has been solidified using a commercial solidifying product, Oil that has been solidified goes into combustible garbage for collection, No watery item can be collected.

Fluorescent Lights, Batteries, Mercury



- A collection box for batteries and mercury-containing items is placed at the entrance of the village office also. Put only the designated items for discarding. No paper/plastic containers please.

Used small household electrical appliances



- Put the above items in the "recyclable box" at the entrance of the village office.
- Local: MINAMI MINOWA MURA YAKUBA ※ Please erase all personal information from cell phones and other appliances.

- Electrical and battery operated appliances (Less than 30x10) are accepted. Please remove all batteries.
- Not more than 3 appliances are not accepted.
- Put only the designated items for discarding. No paper/plastic containers please.
- Small appliances that do not fit in the "recyclable box" will be collected at the parking lot of the village office around autumn.
- Size of the small appliances collected at the parking lot of the village office: Limited to what fits in the Non-Combustible Garbage bag-but no need to use the bags. Items larger than that should be brought to Clean Center Yaotome.