


Garbage not collected by the Village Items for Recycle

Electrical Appliance Recycle:


Pay the Recycling Fee and use the following method for disposal.

Designated Items and Recycling Fee (tax excluded)

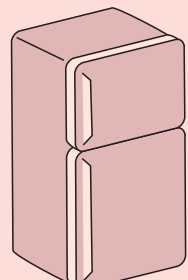


Television

Below 15-inch type **¥1,200**
More than 16-inch type **¥2,200**




Air-conditioner
¥900



Freezer Refrigerator

Below 170 ℓ **¥3,400**
More than 171 ℓ **¥4,300**



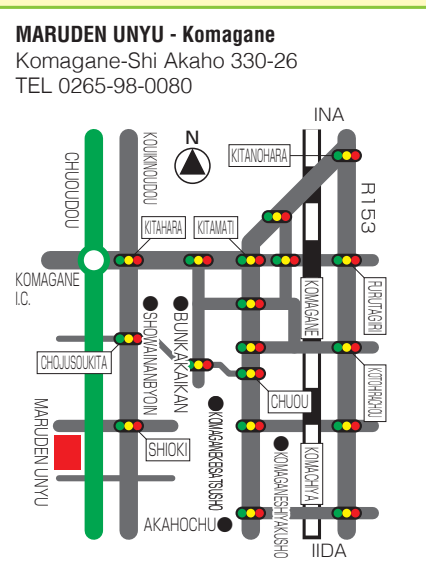
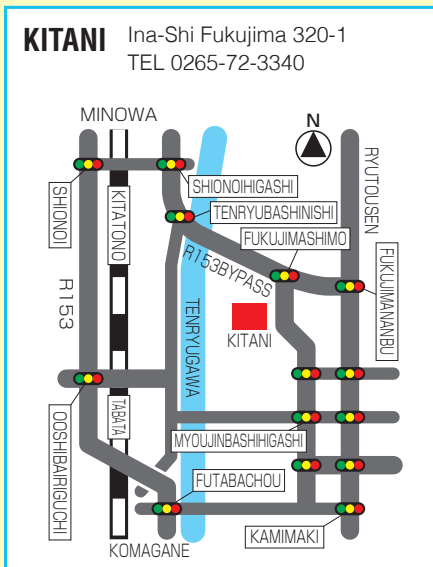
Washer・dryer
¥2,300

※ Some manufacturers have different payment rates.

Disposal Method:

After payment of the Recycling Fee, use one of the following 2 methods to dispose of the item.

- Return to the point of purchase or if purchasing a new product have the store take the old item.
- Take it directly to the designated pick up point (See below)



How to carry the item to the designated spot.

- Pay the recycling fees with the recycling ticket available at Post Office. Keep the receipt.
- Bring the receipt and the item to the designated spot.


*Ask each plant for available time and days.
If you can't carry the item by yourself, call private garbage-collecting services (with fees).

PC RECYCLE



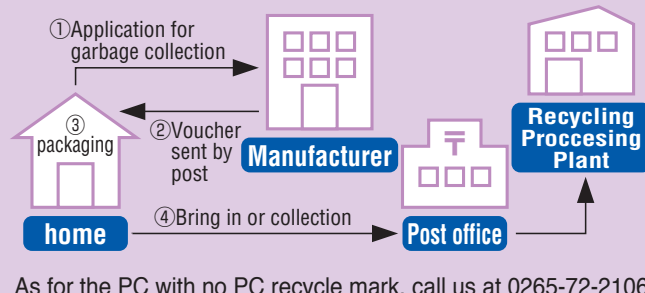
A personal computer produced after October 2003 with the PC recycle mark (left) is to be recycled free of charge.

Designated Items



Standard accessories(such as a mouse)that came with will be collected and recycled when the PC is disposed(instruction manuals, CD-ROM and other medias are not included)

RECYCLE METHOD (Items with PC mark)



As for the PC with no PC recycle mark, call us at 0265-72-2106.

- Apply to the manufacturer directly (if there is no manufacturer, contact the PC3R center)
- A special form will be sent directly from the manufacturer.
- Packaging (weight 30kg. LxHxW within 1.7m)
- Have it picked up from the door or send it from the Post Office. For details, check below or the manufacturer's homepage.

PC3R center 03-5282-7685

URL <http://www.pc3r.jp>

The purchase of Designated Garbage bags.

Tickets necessary to purchase garbage bags.		Can be purchased without tickets.
● Combustible Garbage (large) (medium) (small)	● Non-Combustible Garbage	● Recyclable Plastic

There are two types of tickets. The stage one tickets are free and distributed annually to each household. The 2nd stage tickets are with fees. If no tickets are distributed to you, contact the Life & Environment Division of the village office.

Number of People / household	1	2	3	4	5	6	More than 7
Tickets	6	7	9	10	11	12	13

One ticket is exchanged into;

(1set= Ten bags.)

Combustible Garbage(large)・・・1 set
Combustible Garbage(medium)・・・1 set
Combustible Garbage(small)・・・2 sets
Non-Combustible Garbage・・・1 set


2nd Stage Tickets: If you have used up or lost your free tickets, you need to purchase additional tickets/1,500 yen per ticket.

Disposable Diapers

The tickets are free and distributed annually to each household. Note: Fees are involved for additional tickets. Contact the village office's Life & Environment Division.

- A formal receipt showing the purchase of disposable diapers (or any receipt is acceptable if the brand name, etc., is printed) or the Maternal and Child Health Handbook (for households with infants).

2025~2026



GARBAGE COLLECTION CALENDAR

KUBO NAKAGOME

Types of Garbage	Collection Days, Collection Times	Collection stations
Combustible Garbage	Every week Monday and Thursday Between 6:30 am and 8:00 am	Designated Collection Station
Non-Combustible Garbage	1st & 3rd Wednesday, every month Between 6:30 am and 8:00 am	KUBO LOCAL: KUBO community center KUBO 5 KUMI SYUKAIJYO KUBO 12 KUMI SYUKAIJYO NAKAGOME LOCAL: NAKAGOME KOUJINKAN
Cans, bottles, PET bottles, Recyclable Plastic	★For September, November, and February, NO COLLECTION of the items: Non-combustible garbage, cans, glass bottles, and plastic bottles. You can put out only the recyclable plastics for these months.	If your apartment building has a trash collection area for Non-Combustible Garbage, you can put out only your non-combustible garbage there. Cans, glass bottles, and recyclable plastics must be put out at one of the collection stations shown above.
Paper	1st Monday every month Between 6:30 am and 8:00 am	
Recyclable Clothing		
Used household cooking oil	1st & 3rd Monday every month Between 6:30 am and 8:00 am	KUBO LOCAL: KUBO community center NAKAGOME LOCAL: NAKAGOME KOUJINKAN
Fluorescent lights, Batteries, mercury	May 9, October 10 Between 6:30 am and 8:00 am	

CALENDAR

Combustible Garbage Non-Combustible Garbage, Cans, bottles, PET bottles, Recyclable Plastic
Paper, Recyclable Clothing Fluorescent lights, Batteries, Mercury Used household cooking oil


2025/4 Sun Mon Tue Wed Thu Fri Sat 6 7 8 9 10 11 12 13 14 15 16 17 18 19 20 21 22 23 24 25 26 27 28 29 30	5 Sun Mon Tue Wed Thu Fri Sat 4 5 6 7 8 9 10 11 12 13 14 15 16 17 18 19 20 21 22 23 24 25 26 27 28 29 30 31	6 Sun Mon Tue Wed Thu Fri Sat 1 2 3 4 5 6 7 8 9 10 11 12 13 14 15 16 17 18 19 20 21 22 23 24 25 26 27 28 29 30	7 Sun Mon Tue Wed Thu Fri Sat 6 7 8 9 10 11 12 13 14 15 16 17 18 19 20 21 22 23 24 25 26 27 28 29 30 31
8 Sun Mon Tue Wed Thu Fri Sat 3 4 5 6 7 8 9 10 11 12 13 14 15 16 17 18 19 20 21 22 23 24 25 26 27 28 29 30 31	9 Sun Mon Tue Wed Thu Fri Sat 7 8 9 10 11 12 13 14 15 16 17 18 19 20 21 22 23 24 25 26 27 28 29 30	10 Sun Mon Tue Wed Thu Fri Sat 5 6 7 8 9 10 11 12 13 14 15 16 17 18 19 20 21 22 23 24 25 26 27 28 29 30 31	11 Sun Mon Tue Wed Thu Fri Sat 2 3 4 5 6 7 8 9 10 11 12 13 14 15 16 17 18 19 20 21 22 23 24 25 26 27 28 29 30
12 Sun Mon Tue Wed Thu Fri Sat 7 8 9 10 11 12 13 14 15 16 17 18 19 20 21 22 23 24 25 26 27 28 29 30 31	2026/1 Sun Mon Tue Wed Thu Fri Sat 4 5 6 7 8 9 10 11 12 13 14 15 16 17 18 19 20 21 22 23 24 25 26 27 28 29 30 31	2 Sun Mon Tue Wed Thu Fri Sat 1 2 3 4 5 6 7 8 9 10 11 12 13 14 15 16 17 18 19 20 21 22 23 24 25 26 27 28	3 Sun Mon Tue Wed Thu Fri Sat 1 2 3 4 5 6 7 8 9 10 11 12 13 14 15 16 17 18 19 20 21 22 23 24 25 26 27 28 29 30 31

Schedules may change by national holidays (See calendar on the right)

Please take the following directly to the place indicated for disposal.

Basic fees: 400 yen up to 20 kg.
Excess charge: 200 yen every 10 kg.

Combustible



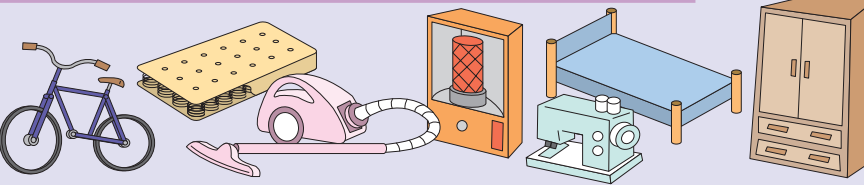
Tatami mats, Futons, Carpets, Pruned branches

Excessively large quantities of cardboard, newspapers, magazines will not be accepted

Kamiina Clean Center
Tel. 0265-98-8337

Acceptance Dates: Monday to Friday of every week between 8:30 am and 3:30 pm. Also on national holidays except when a public holiday falls on a Wednesday.
Days Closed: Saturdays and Sundays and December 31-January 4, 2026; February 11, 2026

Non-Combustible (Bulky items)

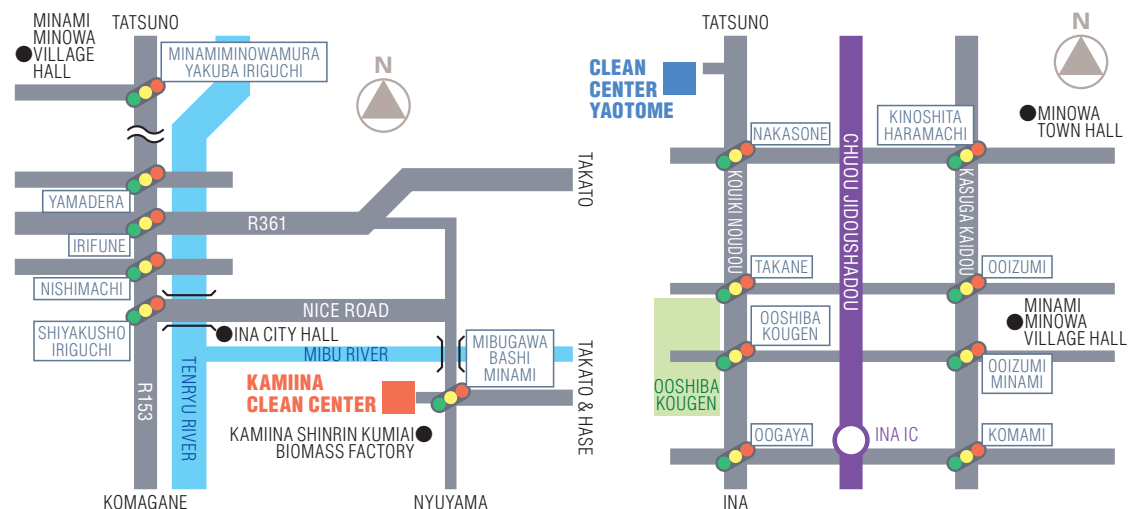


Bed, Mattress, Sofa, Cleaner, Bicycle, Stove, Wardrobe, etc.

Remove the springs from spring-form mattresses.

Clean Center Yautome (Minowa Town)
Tel. 0265-79-8773

Acceptance Dates: Monday to Friday of every week between 8:30 am and 3:30 pm. Also on national holidays except when a national holiday falls on a Wednesday.
Days closed: Saturdays and Sundays and the following dates—2025-2026: September 1-30, November 1-30, December 31-January 4, 2026, February 1-28, 2026



How to bring in the trash to treatment plant.

- 1. Weigh your car at the entrance of the plant.
- 2. Unload your trash at the gate of the incinerator.
- 3. Weigh your car again at the entrance of the plant.

Information

- Trash in the designated bag is considered as "already-paid," so no further payment necessary.
- You can't bring in newspapers, magazines, or recyclable plastics.
- Perfectly-washed cans, bottles, and PET bottles are accepted by Clean Center Yautome (Minowa town) free of charge.

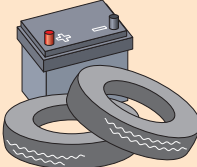
These items cannot be collected.
Contact the shops you made a purchase or waste-disposal service vendors to have them disposed.



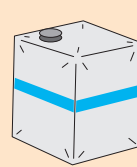
LP gas cylinder



Fire extinguisher



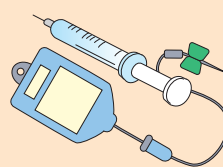
Batteries
Tires



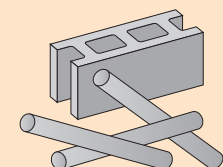
Inflammable wastes



paint



medical wastes



Construction
wasting materials
Incinerated ash

Garbage collected by the Village

Types of Trash

Tickets necessary to purchase garbage bags.
Combustible Garbage



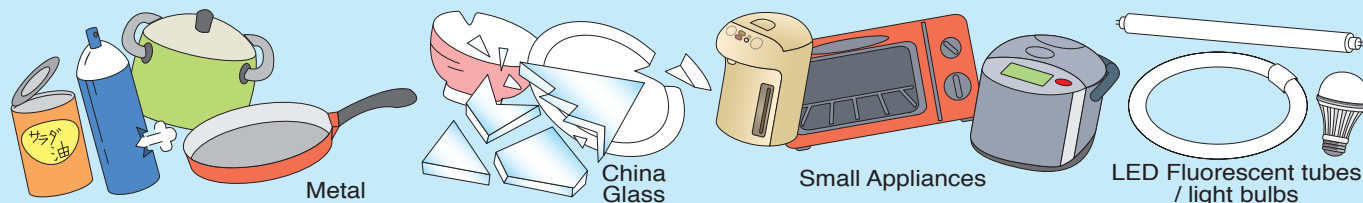
Contents



Note

- Remove the water from raw kitchen waste.
- Families using disposable diapers can contact the village office directly for more tickets.
- Remove all metal attachments. If not removable, put them in the Non-Combustibles.
- For a long and/or wide item, cut to less than 50 cm.
- For recyclable plastics, wash them clean and put them in the collection bag for Recyclable Plastics.
- Put uncleaned recyclable plastics in a collection bag for the Combustibles.


Tickets necessary to purchase garbage bags.
Non-Combustible Garbage



- Always punch a hole in aerosol or empty gas cans.
- Wrap in cloth cutlery and broken articles.
- Be sure to remove the batteries from small appliances.
- Only one blade at a time can be collected for a weed cutter.

Cans, Bottles, PET Bottles

Ensure that each item is clean and place it in the designated container.



- Bottles smaller than 1.8L size
- Put the caps in the Non-Combustible Garbage
- Can Lids should be placed in the appropriate container, according to the directions on the lid.
- Dispose of the cans that cannot be cleaned as Non-Combustible Garbage.



- Do NOT remove the rings, and handles from the bottles.
- All labels attached must be removed.
- Caps and labels should be put in a designated bag for plastics.



- Do NOT remove the rings, and handles from the bottles.
- All labels attached must be removed.
- Caps and labels should be put in a designated bag for plastics.



- Remove vinyl labels. They are recyclable (Seals need not be removed)
- Remove the cap and other materials.
- Dispose of the glass bottles that cannot be cleaned as Non-Combustible Garbage.


Exceptions

- Beer bottles, 1.8L bottles: Return to the liquor store.
- Agricultural chemicals, poisonous substances: Return to the seller.
- Make-up bottles, glass, heat-resistant bottles, vases: Put in a Non-Combustible trash bag.

Recyclable Plastic



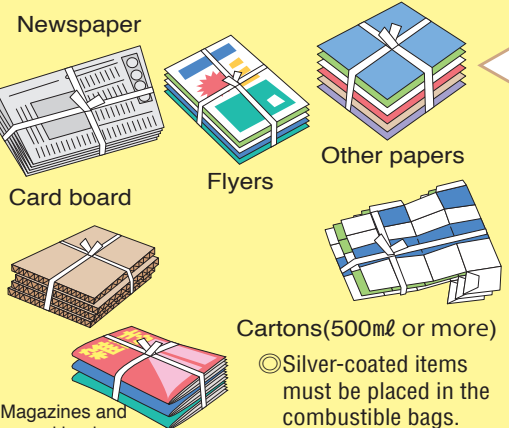
Items made entirely of plastics (100% plastic material).



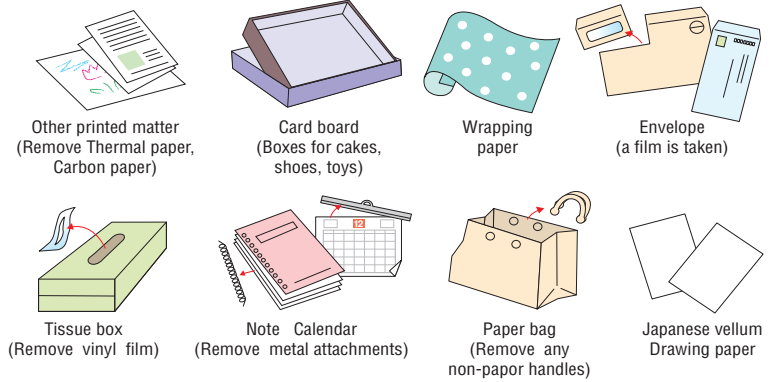
- White silk-cocoon shaped packing cushions go to the combustibles.
- Wash out the contents, dry, and put in the Recyclable Plastic. (A dirty item should be put in the Combustibles.)
- Put the following items in the Combustibles: rubber bands, slippers, toothbrushes, and plastic products like straws, spoons, clothing hangers, packing strings, and ground sheets.
- Recyclable product plastics must meet all the following conditions:
 - * Items made entirely of plastics (100% plastic material).
 - * The length of each side is less than 50cm. (It can be cut into pieces of less than 50cm.)
 - * Material less than 5mm thick. (If the material can be crushed, broken, or bent by light force, it is recyclable even if it is more than 5mm thick.)

Paper

Make separate bundles and tie each crosswise with a string. (See the pictures on the right.)



What are other papers?




- Always fold the paper to be collected.
- Divide into separate bundles and tie crosswise securely with string.
- Food products, manufactured items and items that smell must be put into the Combustible bag.
- Remove all metal attachments.
- Make sure bundles don't fall apart when collected.

Exceptions (Place in the combustible bags)

- Photo, Album (Put away metals in Non-combustibles)
- Wax-coated items (paper cups etc.)
- Vinyl-coated, aluminum-coated paper (pasteboard etc.)
- Carbon paper, Non-carbon Paper (copy paper)
- Thermal paper (Braille paper)
- Oil paper (Hamburger wrappers)
- Waterproofed, Japanese (washi) paper (Calligraphy, Paper Screen (shoji) paper)
- Aluminum, Silver, Gold paper (Gum wrappers)
- Paper with contents adhering (Detergent containers, Pizza boxes)
- Other (Wall paper, Fusuma Paper, Cloth backed paper, etc.)

Recyclable clothing

Put them into a plastic bag and tie it to close.

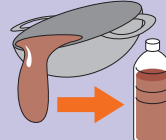


- Keep them dry, fold them up and put into plastic bags.
- Standard of the clothing's "Cleansness": A clothing which you can keep in your drawer would be clean enough.

Uncollectibles

- Put in the Combustibles. (A long item should be cut to less than 50 cm.)
- Remove metals and put them in the Non-Combustibles.
- Damp clothing
- Heavily stained clothing
- Clothing with holes
- Skiwear
- Thick clothing (Jackets and coats)
- Gloves
- Mufflers
- Cotton stuffed clothing
- School uniforms
- Judo-wearers
- Swimwear
- Socks
- Working clothes
- Curtains
- Stuffed toys/dolls
- Bags
- Underpants
- Brassieres
- Futons
- Carpets and rugs
- Raincoats
- Cushions
- Doormats
- Cuttings
- Towels for for pets

Used household cooking oil

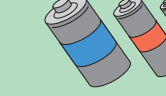


Used household cooking oil will be collected. (Business and industrial oil is not included)
DO NOT PUT THE OIL IN ANY OTHER KIND OF CONTAINER. IT WILL NOT BE COLLECTED.
① Put the used oil in a PET bottle and make sure the lid is firmly closed.
② Put the PET bottle in the collection box at your garbage collection station. There is no restriction on the size of the PET bottle used. Choose a suitable size for the amount of oil. The PET bottles containing oil will be collected and the bottles will not be returned.

The following is NOT collected.

- Animal and machine oil.
- Lard and oil that has been solidified using a commercial solidifying product.
- Oil that has been solidified goes into combustible garbage for collection.
- No watery item can be collected.

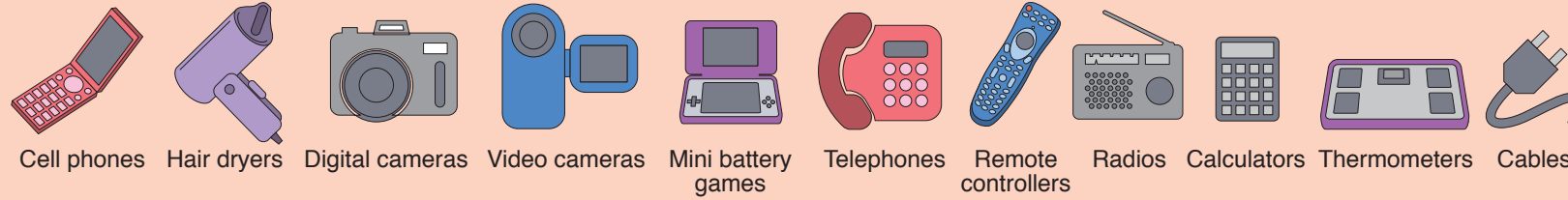
Fluorescent Lights, Batteries, Mercury



Batteries
Rechargeable batteries also can be collected. (Or put them in the collection box at an electronics store.)
Straight lamps, circle lamps
Fluorescent tubes: The length is 120 cm or less —broken items in the Non-combustibles. Light bulbs and miniature bulbs in the Non-combustibles.
Mercury: thermometer, coin cells

- A collection box for batteries and mercury-containing items is placed at the entrance of the village office also. Put only the designated items for discarding. No paper/plastic containers please.
- Put LED fluorescent tubes/light bulbs in the Non-combustibles.

Used small household electrical appliances



- Put the above items in the "recyclable box" at the entrance of the village office.
- Local: MINAMI MINOWA MURA YAKUBA ※ Please erase all personal information from cell phones and other appliances.

- Electrical and battery operated appliances (Less than 30x10) are accepted. Please remove all batteries.
- Not more than 3 appliances are not accepted.
- Put only the designated items for discarding. No paper/plastic containers please.
- Small appliances that do not fit in the "recyclable box" will be collected at the parking lot of the village office around autumn.
- Size of the small appliances collected at the parking lot of the village office: Limited to what fits in the Non-Combustible Garbage bag—but no need to use the bags. Items larger than that should be brought to Clean Center Yautome.