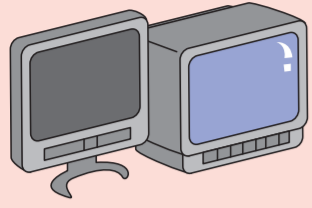


# Garbage not collected by the Village **Items for Recycle**

**Electrical Appliance Recycle:** Pay the recycling fee and follow the instructions below.

## Items and sample recycling fees (tax included)

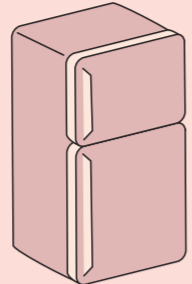


Television

Below 15-inch type **¥1,320**  
More than 16-inch type **¥2,420**




Air-conditioner **¥550**



Freezer Refrigerator

Below 170 ℓ **¥3,740**  
More than 171 ℓ **¥4,730**

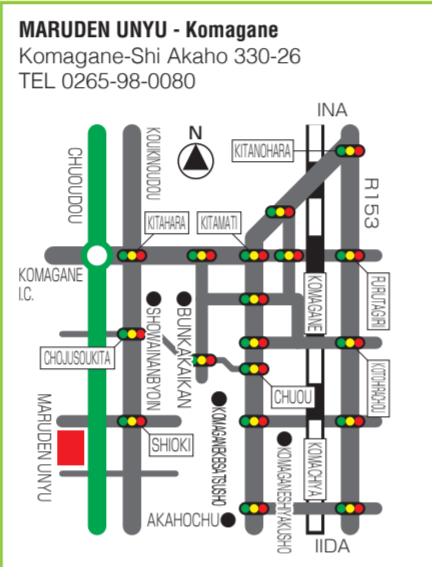
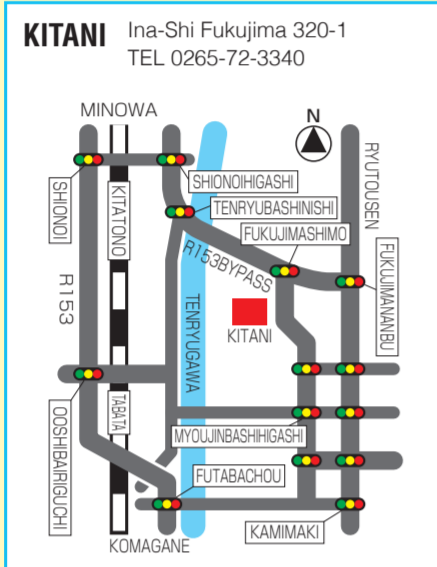


Washer-dryer **¥2,530**

※ Some manufacturers have different payment rates.

**Disposal Method:** After payment of the Recycling Fee, use one of the following 2 methods to dispose of the item.

- Return to the point of purchase or if purchasing a new product have the store take the old item.
- Take it directly to the designated pick up point (See below)



### How to carry the item to the designated spot.

- Pay the recycling fees with the recycling ticket available at Post Office. Keep the receipt.
- Bring the receipt and the item to the designated spot.

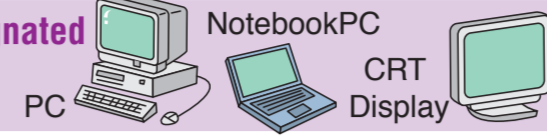
\*Ask each plant for available time and days.  
If you can't carry the item by yourself, call private garbage-collecting services (with fees).

## PC RECYCLE



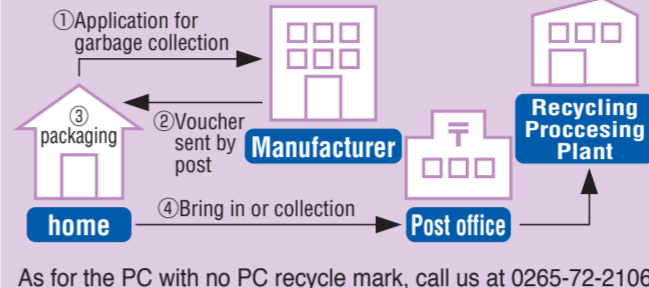
A personal computer produced after October 2003 with the PC recycle mark (left) is to be recycled free of charge.

### Designated Items



Standard accessories (such as a mouse) that came with will be collected and recycled when the PC is disposed (instruction manuals, CD-ROM and other medias are not included)

### RECYCLE METHOD (Items with PC mark)



- Apply to the manufacturer directly (if there is no manufacturer, contact the PC3R center)
  - A special form will be sent directly from the manufacturer.
  - Packaging (weight 30kg, LxHxW within 1.7m)
  - Have it picked up from the door or send it from the Post Office. For details, check below or the manufacturer's homepage.
- PC3R center 03-5282-7685  
URL <http://www.pc3r.jp>

As for the PC with no PC recycle mark, call us at 0265-72-2106.

## The purchase of Designated Garbage bags.

Tickets necessary to purchase garbage bags.		Can be purchased without tickets.
● <b>Combustible Garbage</b> (large) (medium) (small)	● <b>Non-Combustible Garbage</b>	● <b>Recyclable Plastic</b>

There are two types of tickets. The stage one tickets are free and distributed annually to each household. The 2nd stage tickets are with fees. If no tickets are distributed to you, contact the Life & Environment Division of the village office.

Number of People / household	1	2	3	4	5	6	More than 7
Tickets	6	7	9	10	11	12	13

One ticket is exchanged into; (1set= Ten bags.)

- Combustible Garbage (large) ... 1 set
- Combustible Garbage (medium) ... 1 set
- Combustible Garbage (small) ... 2 sets
- Non-Combustible Garbage ... 1 set


2nd Stage Tickets: If you have used up or lost your free tickets, you need to purchase additional tickets/1,500 yen per ticket.

### Disposable Diapers

The tickets are free and distributed annually to each household. Note: Fees are involved for additional tickets. Contact the village office's Life & Environment Division.

- A formal receipt showing the purchase of disposable diapers (or any receipt is acceptable if the brand name, etc., is printed) or the Maternal and Child Health Handbook (for households with infants).

2026~2027



# GARBAGE COLLECTION CALENDAR

## KUBO NAKAGOME

Types of Garbage	Collection Days, Collection Times	Collection stations
<b>Combustible Garbage</b>	<b>Every week Monday and Thursday</b> Between 6:30 am and 8:00 am	<b>Designated Collection Station</b>
<b>Non-Combustible Garbage</b>	<b>1st &amp; 3rd Wednesday, every month</b> Between 6:30 am and 8:00 am	<b>KUBO LOCAL:</b> KUBO community center KUBO 5 KUMI SYUKAIJO KUBO 12,14 and 17 KUMI SYUKAIJO <b>NAKAGOME LOCAL:</b> NAKAGOME KOUJINKAN  If your apartment building has a trash collection area for Non-Combustible Garbage, you can put out only your non-combustible garbage there. Cans, glass bottles, and recyclable plastics must be put out at one of the collection stations shown above.
<b>Cans, bottles, PET bottles, Recyclable Plastic</b>	Between 6:30 am and 8:00 am	
<b>Flammable hazardous materials Rechargeable small appliances (12 models)</b>		
<b>Paper</b>	<b>1st Monday every month</b> Between 6:30 am and 8:00 am	
<b>Recyclable Clothing</b>		
<b>Used household cooking oil</b>	<b>1st &amp; 3rd Monday every month</b> Between 6:30 am and 8:00 am	<b>KUBO LOCAL:</b> KUBO community center <b>NAKAGOME LOCAL:</b> NAKAGOME KOUJINKAN
<b>Fluorescent lights, Batteries, mercury</b>	<b>May 15, October 9</b> Between 6:30 am and 8:00 am	

## CALENDAR


- Combustible Garbage
- Non-Combustible Garbage, Cans, bottles, PET bottles, Recyclable Plastic, Flammable hazardous materials
- Paper, Recyclable Clothing
- Fluorescent lights, Batteries, Mercury
- Used household cooking oil

2026/4							5							6							7								
Sun	Mon	Tue	Wed	Thu	Fri	Sat	Sun	Mon	Tue	Wed	Thu	Fri	Sat	Sun	Mon	Tue	Wed	Thu	Fri	Sat	Sun	Mon	Tue	Wed	Thu	Fri	Sat		
				1	2	3	4						1	2			1	2	3	4	5	6				1	2	3	4
5	6	7	8	9	10	11	3	4	5	6	7	8	9	7	8	9	10	11	12	13	5	6	7	8	9	10	11		
12	13	14	15	16	17	18	10	11	12	13	14	15	16	14	15	16	17	18	19	20	12	13	14	15	16	17	18		
19	20	21	22	23	24	25	17	18	19	20	21	22	23	21	22	23	24	25	26	27	19	20	21	22	23	24	25		
26	27	28	29	30	24	25	26	27	28	29	30	28	29	30	26	27	28	29	30	31									
8							9							10							11								
Sun	Mon	Tue	Wed	Thu	Fri	Sat	Sun	Mon	Tue	Wed	Thu	Fri	Sat	Sun	Mon	Tue	Wed	Thu	Fri	Sat	Sun	Mon	Tue	Wed	Thu	Fri	Sat		
						1			1	2	3	4	5					1	2	3	1	2	3	4	5	6	7		
2	3	4	5	6	7	8	6	7	8	9	10	11	12	4	5	6	7	8	9	10	8	9	10	11	12	13	14		
9	10	11	12	13	14	15	13	14	15	16	17	18	19	11	12	13	14	15	16	17	15	16	17	18	19	20	21		
16	17	18	19	20	21	22	20	21	22	23	24	25	26	18	19	20	21	22	23	24	22	23	24	25	26	27	28		
23	24	25	26	27	28	29	27	28	29	30	25	26	27	28	29	30	31	29	30										
30	31																												
12							2027/1							2							3								
Sun	Mon	Tue	Wed	Thu	Fri	Sat	Sun	Mon	Tue	Wed	Thu	Fri	Sat	Sun	Mon	Tue	Wed	Thu	Fri	Sat	Sun	Mon	Tue	Wed	Thu	Fri	Sat		
				1	2	3	4	5					1	2			1	2	3	4	5	6				1	2	3	4
6	7	8	9	10	11	12	3	4	5	6	7	8	9	7	8	9	10	11	12	13	7	8	9	10	11	12	13		
13	14	15	16	17	18	19	10	11	12	13	14	15	16	14	15	16	17	18	19	20	14	15	16	17	18	19	20		
20	21	22	23	24	25	26	17	18	19	20	21	22	23	21	22	23	24	25	26	27	21	22	23	24	25	26	27		
27	28	29	30	31	24	25	26	27	28	29	30	28							28	29	30	31							

Schedules may change by national holidays (See calendar on the right)

Please take the following directly to the place indicated for disposal. Basic fees: 400 yen up to 20 kg. Excess charge: 200 yen every 10 kg.

### Combustible



### Tatami mats, Futons, Carpets, Pruned branches

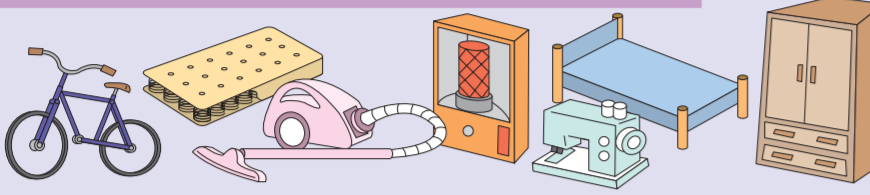
Excessively large quantities of cardboard, newspapers, magazines will not be accepted

### Kamiina Clean Center Tel. 0265-98-8337

Acceptance Dates: Monday to Friday of every week between 8:30 am and 4:30 pm. Also on national holidays except when a public holiday falls on a Wednesday.

Days Closed: Saturdays and Sundays and April 29, May 6, September 23, December 31-January 3, 2027.

### Non-Combustible (Bulky items)



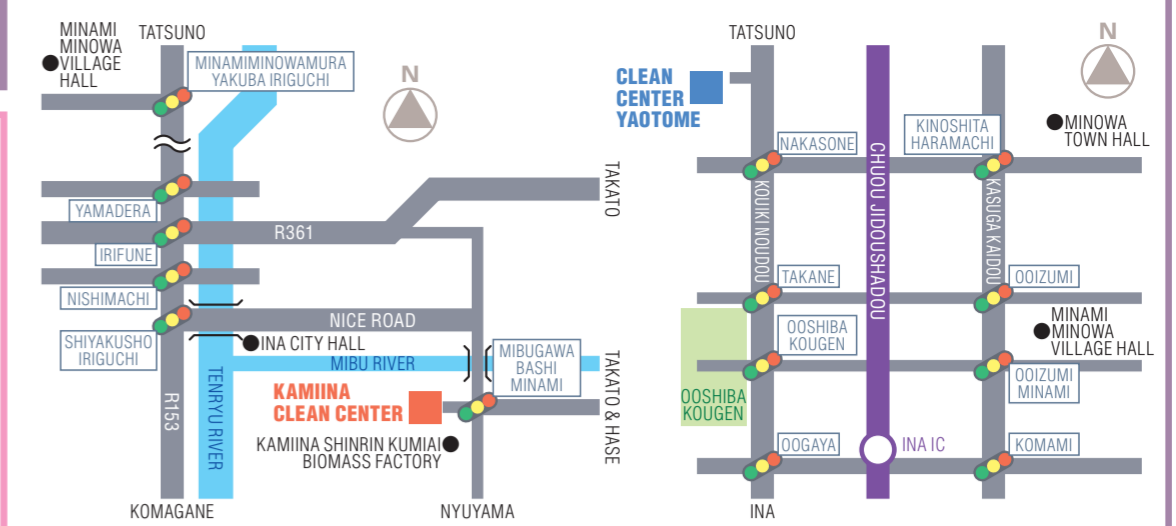
### Bed, Mattress, Sofa, Cleaner, Bicycle, Stove, Wardrobe, etc.

Remove the springs from spring-form mattresses.

### Clean Center Yaotome (Minowa Town) Tel. 0265-79-8773

Acceptance Dates: Monday to Friday of every week between 8:30 am and 3:30 pm. Also on national holidays except when a national holiday falls on a Wednesday.

Days closed: Saturdays and Sundays and April 29, May 6, July 30, September 23, October 29, December 31-January 3, 2027.



### How to bring in the trash to treatment plant.

1. Weigh your car at the entrance of the plant.
2. Unload your trash at the gate of the incinerator.
3. Weigh your car again at the entrance of the plant.

### Information

- Trash in the designated bag is considered as "already-paid," so no further payment necessary.
- You can't bring in newspapers, magazines, or recyclable plastics.
- Perfectly-washed cans, bottles, and PET bottles are accepted by Clean Center Yaotome (Minowa town) free of charge.

These items cannot be collected. Contact the shops you made a purchase or waste-disposal service vendors to have them disposed.



Garbage collected by the Village

Types of Trash	Contents	Note	
<p>Tickets necessary to purchase garbage bags.</p> <h3>Combustible Garbage</h3>		<ul style="list-style-type: none"> <li>● Remove the water from raw kitchen waste.</li> <li>● Families using disposable diapers can contact the village office directly for more tickets.</li> <li>● <b>Remove all metal attachments. If not removable, put them in the Non-Combustibles.</b></li> <li>● <b>For a long and/or wide item, cut to less than 50 cm.</b></li> <li>● For recyclable plastics, wash them clean and put them in the collection bag for Recyclable Plastics.</li> <li>● Put uncleaned recyclable plastics in a collection bag for the Combustibles.</li> </ul>	
<p>Tickets necessary to purchase garbage bags.</p> <h3>Non-Combustible Garbage</h3>		<ul style="list-style-type: none"> <li>● Always punch a hole in aerosol or empty gas cans.</li> <li>● Wrap in cloth cutlery and broken articles.</li> <li>● Be sure to remove the batteries from small appliances.</li> <li>● Only one blade at a time can be collected for a weed cutter.</li> <li>● For a long and/or wide item, cut to less than 50 cm.</li> </ul>	
Recyclable Resources	<h3>Cans, Bottles, PET Bottles</h3> <p>Ensure that each item is clean and place it in the designated container.</p> <div style="display: flex; justify-content: space-around;"> <div> <p><b>Aluminum can</b></p> <ul style="list-style-type: none"> <li>● Bottles smaller than 18L size</li> <li>● Put the caps in the Non-Combustible Garbage</li> <li>● Can Lids should be placed in the appropriate container, according to the directions on the lid.</li> <li>● Dispose of the cans that cannot be cleaned as Non-Combustible Garbage.</li> </ul> </div> <div> <p><b>Steel can</b></p> <ul style="list-style-type: none"> <li>● Do NOT remove the rings, and handles from the bottles.</li> <li>● All labels attached must be removed.</li> <li>● Caps and labels should be put in a designated bag for plastics.</li> </ul> </div> <div> <p><b>PET bottle</b></p> <ul style="list-style-type: none"> <li>● Do NOT remove the rings, and handles from the bottles.</li> <li>● All labels attached must be removed.</li> <li>● Caps and labels should be put in a designated bag for plastics.</li> </ul> </div> </div>	<div style="display: flex; justify-content: space-around;"> <div> <p><b>Brown bottle</b></p> <ul style="list-style-type: none"> <li>● Remove vinyl labels. They are recyclable (Seals need not be removed)</li> <li>● Remove the cap and other materials.</li> <li>● Dispose of the glass bottles that cannot be cleaned as Non-Combustible Garbage.</li> </ul> </div> <div> <p><b>Transparent bottle</b></p> </div> <div> <p><b>Bottle of other colors</b></p> </div> </div>	<h3>Exceptions</h3> <ul style="list-style-type: none"> <li>● Beer bottles, 1.8L bottles: Return to the liquor store.</li> <li>● Agricultural chemicals, poisonous substances: Return to the seller.</li> <li>● Make-up bottles, glass, heat-resistant bottles, vases: Put in a Non-Combustible trash bag.</li> </ul>
	<h3>Recyclable Plastic</h3> <p>Items made entirely of plastics (100% plastic material).</p>	<ul style="list-style-type: none"> <li>● Wash out the contents, dry, and put in the Recyclable Plastic. (A dirty item should be put in the Combustibles.)</li> <li>● Put the following items in the Combustibles: rubber bands, slippers, toothbrushes, and plastic products like straws, spoons, clothing hangers, packing strings, and ground sheets.</li> <li>● Recyclable product plastics must meet all the following conditions: <ul style="list-style-type: none"> <li>* Items made entirely of plastics (100% plastic material).</li> <li>* The length of each side is less than 50cm. (It can be cut into pieces of less than 50cm.)</li> <li>* Material less than 5mm thick. (If the material can be crushed, broken, or bent by light force, it is recyclable even if it is more than 5mm thick.)</li> </ul> </li> </ul>	
	<h3>Flammable hazardous materials</h3> <p>Rechargeable small appliances (12 models)</p>	<ul style="list-style-type: none"> <li>* For cordless vacuums and power tools, only the removable batteries are accepted. If the battery cannot be removed from the cordless vacuum, the main unit only (without the pipes) is accepted.</li> <li>* The batteries removed from other small rechargeable devices (other than the above 12 models) and standalone rechargeable batteries, including lithium-ion batteries, are also accepted.</li> <li>* Heated tobacco products include disposable types that do not require recharging.</li> </ul>	<ul style="list-style-type: none"> <li>● Fully discharge the battery, place it in a clear plastic bag, and tie the bag securely.</li> <li>● The plastic bag must be no larger than 45 cm x 30 cm.</li> <li>● If the terminals of a battery or rechargeable cell are exposed, insulate them with tape.</li> <li>* Do NOT include the following: Swollen batteries, deformed batteries, batteries with burn marks or signs of overheating.</li> </ul>
	<h3>Paper</h3> <p>Make separate bundles and tie each crosswise with a string. (See the pictures on the right.)</p>	<p>What are other papers?</p>	<ul style="list-style-type: none"> <li>● Always fold the paper to be collected.</li> <li>● Divide into separate bundles and tie crosswise securely with string.</li> <li>● Food products, manufactured items and items that smell must be put into the Combustible bag.</li> <li>● Remove all metal attachments.</li> <li>● Make sure bundles don't fall apart when collected.</li> </ul>
<h3>Recyclable clothing</h3> <p>Put them into a plastic bag and tie it to close.</p>	<ul style="list-style-type: none"> <li>● Keep them dry, fold them up and put into plastic bags.</li> <li>● Standard of the clothing's "Cleanliness": A clothing which you can keep it in your drawer would be clean enough.</li> </ul>	<h3>Uncollectibles</h3> <ul style="list-style-type: none"> <li>● Put in the Combustibles. (A long item should be cut to less than 50 cm.)</li> <li>● Remove metals and put them in the Non-Combustibles.</li> </ul>	
<h3>Used household cooking oil</h3>	<p>Used household cooking oil will be collected. (Business and industrial oil is not included)</p> <p><b>DO NOT PUT THE OIL IN ANY OTHER KIND OF CONTAINER. IT WILL NOT BE COLLECTED.</b></p> <ol style="list-style-type: none"> <li>① Put the used oil in a PET bottle and make sure the lid is firmly closed.</li> <li>② Put the PET bottle in the collection box at your garbage collection station. There is no restriction on the size of the PET bottle used. Choose a suitable size for the amount of oil. The PET bottles containing oil will be collected and the bottles will not be returned.</li> </ol>	<h3>The following is NOT collected.</h3> <ul style="list-style-type: none"> <li>● Animal and machine oil.</li> <li>● Lard and oil that has been solidified using a commercial solidifying product.</li> <li>● (Solidified oil goes into Combustible garbage bag.)</li> <li>● Watery items.</li> </ul>	
<h3>Fluorescent Lights, Batteries, Mercury</h3>	<p>Batteries: Rechargeable batteries also can be collected. (Or put them in the collection box at an electronics store.)</p> <p>Fluorescent tubes: The length is 120 cm or less — broken items in the Non-combustibles. Light bulbs and miniature bulbs in the Non-combustibles.</p> <p>Straight lamps, circle lamps</p> <p>Mercury: thermometer, coin cells</p>	<ul style="list-style-type: none"> <li>● A collection box for batteries and mercury-containing items is placed at the entrance of the village office also. Put only the designated items for discarding. No paper/plastic containers please.</li> <li>● Put LED fluorescent tubes/light bulbs in the Non-combustibles.</li> </ul>	
<h3>Used small household electrical appliances</h3>	<ul style="list-style-type: none"> <li>● Put the above items in the "recyclable box" at the entrance of the village office.</li> <li>● Local: MINAMI MINOWA MURA YAKUBA ※ Please erase all personal information from cell phones and other appliances.</li> </ul>	<ul style="list-style-type: none"> <li>● Electrical and battery operated appliances (Less than 30x10) are accepted. Please remove all batteries.</li> <li>● Not more than 3 appliances are accepted.</li> <li>● Put only the designated items for discarding. No paper/plastic containers please.</li> <li>● Small appliances that do not fit in the "recyclable box" will be collected at the parking lot of the village office around autumn.</li> <li>● Size of the small appliances collected at the parking lot of the village office: Limited to what fits in the Non-Combustible Garbage bag—but no need to use the bags. Items larger than that should be brought to Clean Center Yaotome.</li> </ul>	