


Please take the following directly to the place indicated for disposal. Basic fees: 400 yen up to 20 kg. Excess charge: 200 yen every 10 kg.

Combustible



Tatami mats, Futons, Carpets, Pruned branches

Excessively large quantities of cardboard, newspapers, magazines will not be accepted

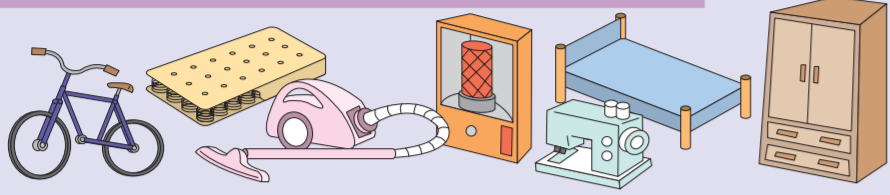
Kamiina Clean Center

Tel. 0265-98-8337

Acceptance Dates: Monday to Friday of every week between 8:30 am and 4:30 pm. Also on national holidays except when a public holiday falls on a Wednesday.

Days Closed: Saturdays and Sundays and April 29, May 6, September 23, December 31-January 3, 2027.

Non-Combustible (Bulky items)



Bed, Mattress, Sofa, Cleaner, Bicycle, Stove, Wardrobe, etc.

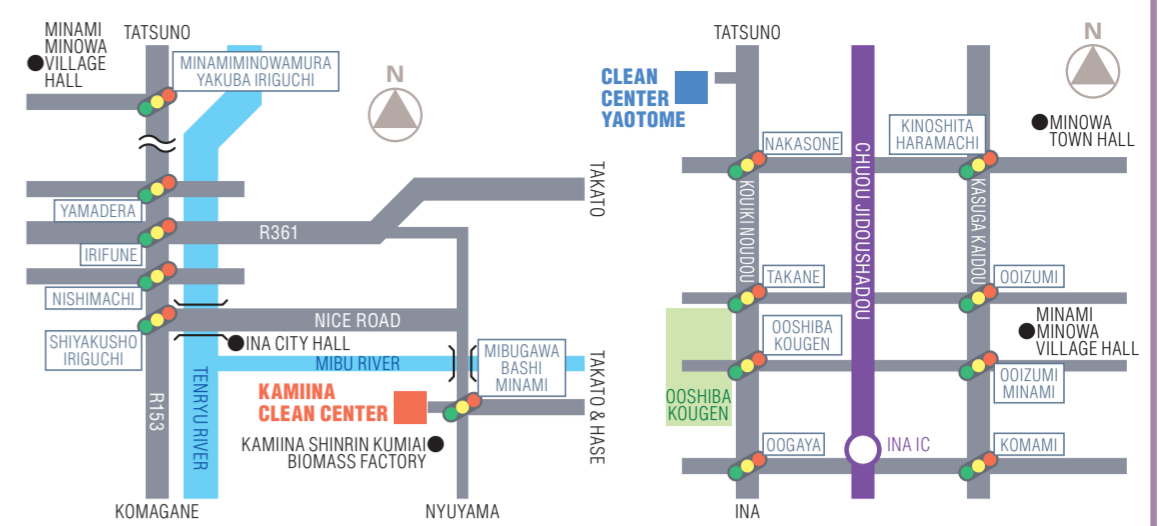
Remove the springs from spring-form mattresses.

Clean Center Yaotome (Minowa Town)

Tel. 0265-79-8773

Acceptance Dates: Monday to Friday of every week between 8:30 am and 3:30 pm. Also on national holidays except when a national holiday falls on a Wednesday.

Days closed: Saturdays and Sundays and April 29, May 6, July 30, September 23, October 29, December 31-January 3, 2027.



How to bring in the trash to treatment plant.

1. Weigh your car at the entrance of the plant.
2. Unload your trash at the gate of the incinerator.
3. Weigh your car again at the entrance of the plant.

Information

- Trash in the designated bag is considered as "already-paid," so no further payment necessary.
- You can't bring in newspapers, magazines, or recyclable plastics.
- Perfectly-washed cans, bottles, and PET bottles are accepted by Clean Center Yaotome (Minowa town) free of charge.

These items cannot be collected. Contact the shops you made a purchase or waste-disposal service vendors to have them disposed.



Garbage collected by the Village

Types of Trash	Contents	Note	
<p>Tickets necessary to purchase garbage bags.</p> <h3>Combustible Garbage</h3>		<ul style="list-style-type: none"> ● Remove the water from raw kitchen waste. ● Families using disposable diapers can contact the village office directly for more tickets. ● Remove all metal attachments. If not removable, put them in the Non-Combustibles. ● For a long and/or wide item, cut to less than 50 cm. ● For recyclable plastics, wash them clean and put them in the collection bag for Recyclable Plastics. ● Put uncleaned recyclable plastics in a collection bag for the Combustibles. 	
<p>Tickets necessary to purchase garbage bags.</p> <h3>Non-Combustible Garbage</h3>		<ul style="list-style-type: none"> ● Always punch a hole in aerosol or empty gas cans. ● Wrap in cloth cutlery and broken articles. ● Be sure to remove the batteries from small appliances. ● Only one blade at a time can be collected for a weed cutter. ● For a long and/or wide item, cut to less than 50 cm. 	
Recyclable Resources	<h3>Cans, Bottles, PET Bottles</h3> <p>Ensure that each item is clean and place it in the designated container.</p> <ul style="list-style-type: none"> ● Bottles smaller than 1.8L size ● Put the caps in the Non-Combustible Garbage ● Can Lids should be placed in the appropriate container, according to the directions on the lid. ● Dispose of the cans that cannot be cleaned as Non-Combustible Garbage. 	<ul style="list-style-type: none"> ● Remove vinyl labels. They are recyclable (Seals need not be removed) ● Remove the cap and other materials. ● Dispose of the glass bottles that cannot be cleaned as Non-Combustible Garbage. 	<h3>Exceptions</h3> <ul style="list-style-type: none"> ● Beer bottles, 1.8L bottles: Return to the liquor store. ● Agricultural chemicals, poisonous substances: Return to the seller. ● Make-up bottles, glass, heat-resistant bottles, vases: Put in a Non-Combustible trash bag.
	<h3>Recyclable Plastic</h3> <p>Items made entirely of plastics (100% plastic material).</p>	<ul style="list-style-type: none"> ● Do NOT remove the rings, and handles from the bottles. ● All labels attached must be removed. ● Caps and labels should be put in a designated bag for plastics. 	<ul style="list-style-type: none"> ● Wash out the contents, dry, and put in the Recyclable Plastic. (A dirty item should be put in the Combustibles.) ● Put the following items in the Combustibles: rubber bands, slippers, toothbrushes, and plastic products like straws, spoons, clothing hangers, packing strings, and ground sheets. ● Recyclable product plastics must meet all the following conditions: <ul style="list-style-type: none"> * Items made entirely of plastics (100% plastic material). * The length of each side is less than 50cm. (It can be cut into pieces of less than 50cm.) * Material less than 5mm thick. (If the material can be crushed, broken, or bent by light force, it is recyclable even if it is more than 5mm thick.)
	<h3>Flammable hazardous materials</h3> <p>Rechargeable small appliances (12 models)</p> <ul style="list-style-type: none"> * For cordless vacuums and power tools, only the removable batteries are accepted. If the battery cannot be removed from the cordless vacuum, the main unit only (without the pipes) is accepted. * The batteries removed from other small rechargeable devices (other than the above 12 models) and standalone rechargeable batteries, including lithium-ion batteries, are also accepted. * Heated tobacco products include disposable types that do not require recharging. 	<ul style="list-style-type: none"> ● Fully discharge the battery, place it in a clear plastic bag, and tie the bag securely. ● The plastic bag must be no larger than 45 cm x 30 cm. ● If the terminals of a battery or rechargeable cell are exposed, insulate them with tape. * Do NOT include the following: Swollen batteries, deformed batteries, batteries with burn marks or signs of overheating. 	
	<h3>Paper</h3> <p>Make separate bundles and tie each crosswise with a string. (See the pictures on the right.)</p> <p>What are other papers?</p> <ul style="list-style-type: none"> Other printed matter (Remove Thermal paper, Carbon paper) Card board (Boxes for cakes, shoes, toys) Wrapping paper Envelope (Remove film) Tissue box (Remove vinyl film) Note/Calendar (Remove metal attachments) Paper bag (Remove any non-paper handles) Japanese vellum Drawing paper 	<ul style="list-style-type: none"> ● Always fold the paper to be collected. ● Divide into separate bundles and tie crosswise securely with string. ● Food products, manufactured items and items that smell must be put into the Combustible bag. ● Remove all metal attachments. ● Make sure bundles don't fall apart when collected. 	<h3>Exceptions (Place in the combustible bags)</h3> <ul style="list-style-type: none"> ● Photo, Album (Put away metals in Non-combustibles) ● Wax-coated items (paper cups etc.) ● Vinyl-coated, aluminum-coated paper (pasteboard etc.) ● Carbon paper, Non-carbon Paper (copy paper) ● Thermal paper (Braille paper) ● Oil paper (Hamburger wrappers) ● Waterproofed, Japanese (washi) paper (Calligraphy, Paper Screen (shoji) paper) ● Aluminum, Silver, Gold paper (Gum wrappers) ● Soiled paper (Detergent containers, Pizza boxes) ● Other (Wall paper, Fusuma Paper, Cloth backed paper, etc.)
<h3>Recyclable clothing</h3> <p>Put them into a plastic bag and tie it to close.</p> <ul style="list-style-type: none"> ● Keep them dry, fold them up and put into plastic bags. ● Standard of the clothing's "Cleanliness": A clothing which you can keep it in your drawer would be clean enough. 	<h3>Uncollectibles</h3> <ul style="list-style-type: none"> ● Damp clothing ● Heavily stained clothing ● Clothing with holes ● Skiwear ● Thick clothing (Jackets and coats) ● Gloves ● Mufflers ● Cotton stuffed clothing ● School uniforms ● Judo-wear ● Swimwear ● Socks ● Work clothes ● Curtains ● Stuffed toys/dolls ● Bags ● Underpants ● Brassieres ● Futons ● Carpets and rugs ● Raincoats ● Cushions ● Doormats ● Cuttings ● Towels for for pets 	<ul style="list-style-type: none"> ● Put in the Combustibles. (A long item should be cut to less than 50 cm.) ● Remove metals and put them in the Non-Combustibles. 	
<h3>Used household cooking oil</h3> <p>Used household cooking oil will be collected. (Business and industrial oil is not included)</p> <p>DO NOT PUT THE OIL IN ANY OTHER KIND OF CONTAINER. IT WILL NOT BE COLLECTED.</p> <ol style="list-style-type: none"> ① Put the used oil in a PET bottle and make sure the lid is firmly closed. ② Put the PET bottle in the collection box at your garbage collection station. There is no restriction on the size of the PET bottle used. Choose a suitable size for the amount of oil. The PET bottles containing oil will be collected and the bottles will not be returned. 	<p>Batteries: Rechargeable batteries also can be collected. (Or put them in the collection box at an electronics store.)</p> <p>Fluorescent tubes: The length is 120 cm or less - broken items in the Non-combustibles. Light bulbs and miniature bulbs in the Non-combustibles.</p> <p>Mercury: thermometer, coin cells</p>	<h3>The following is NOT collected.</h3> <ul style="list-style-type: none"> ● Animal and machine oil. ● Lard and oil that has been solidified using a commercial solidifying product. ● (Solidified oil goes into Combustible garbage bag.) ● Watery items. 	
<h3>Used small household electrical appliances</h3> <ul style="list-style-type: none"> ● Put the above items in the "recyclable box" at the entrance of the village office. ● Local: MINAMI MINOWA MURA YAKUBA ※ Please erase all personal information from cell phones and other appliances. 	<ul style="list-style-type: none"> ● Electrical and battery operated appliances (Less than 30x10) are accepted. Please remove all batteries. ● Not more than 3 appliances are accepted. ● Put only the designated items for discarding. No paper/plastic containers please. ● Small appliances that do not fit in the "recyclable box" will be collected at the parking lot of the village office around autumn. ● Size of the small appliances collected at the parking lot of the village office: Limited to what fits in the Non-Combustible Garbage bag-but no need to use the bags. Items larger than that should be brought to Clean Center Yaotome. 		